



product name

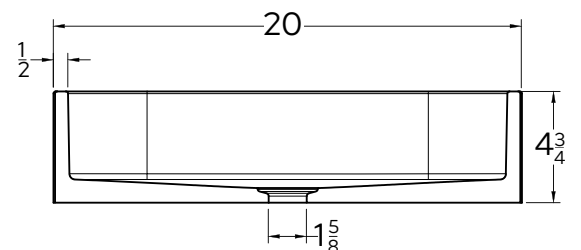
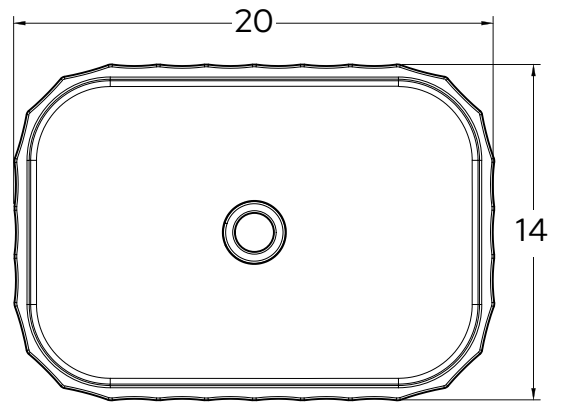
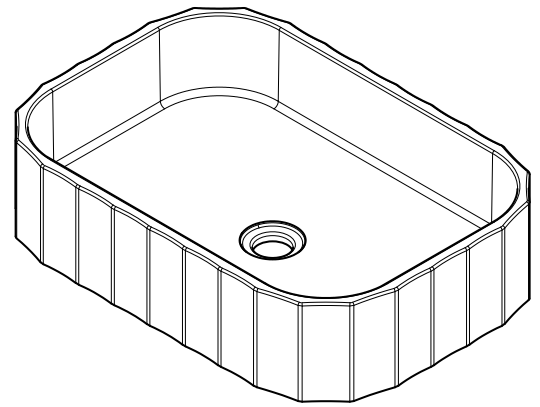
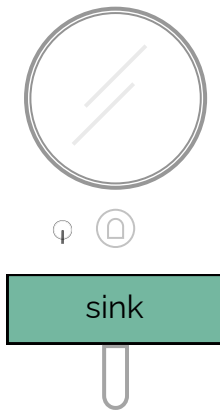
clio rec

SKU: WBCLIR20

dimensions 20" x 14" x 4-3/4"

available in 30+ colors

example installation



details MATERIAL: ultra high performance concrete
 WEIGHT: 26 lbs
 DIMENSIONS: 20" x 14" x 4-3/4"
 DRAIN: do not exceed 1-1/2" drain diameter
 WARRANTY: 1 year manufacturers warranty
 DRAIN HOLE : 1-5/8"
 WALL THICKNESS: 1/2"
 OPTIONS: surface mount / wall mount / stand
 WALL HANG: mount before tiling - to timber frame or masonry wall.